
LED Profile Light






LED Profile Light

Operating Manual

LED Profile Light

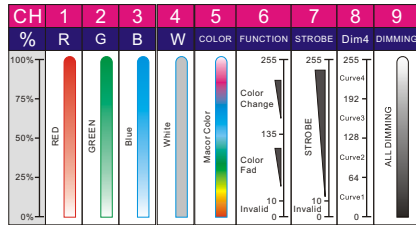
9.Function

DMX Mode



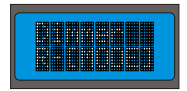


DMX Address Allocation: 001-512

DMX 9Channels






Dimming Mode






Brightness adjust: 0001-4096 Dimming

Strobe Mode






Strobe/Speed : 01-12 Dimming

Fade Mode



Fade/Speed : 01-12 Dimming


Auto Mode



Auto/Speed : 01-12 Dimming

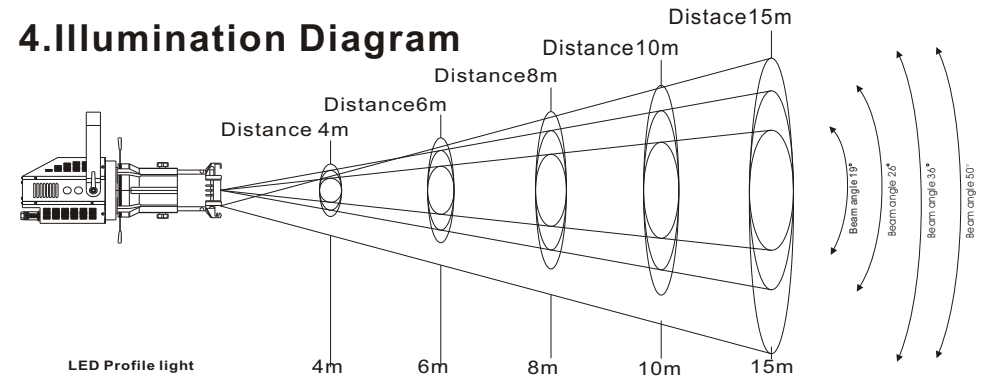
Master/Slave Setting:

- 1, Master: Dimming /Strobe/Fade/AutoMode
- 2, All Slaves: DMX001 (as below)



LED Profile Light

4.Illumination Diagram



LED Profile light

Illumination Center/Lux	R	410	216	128	78	50	Beam angle 19°
	G	525	258	156	102	67	
	B	620	305	185	110	70	
	W	710	340	206	130	85	
Beam Diameter/cm		124	180	248	315	115	

Illumination Center/Lux	R	320	165	105	67	45	Beam angle 26°
	G	393	205	120	75	60	
	B	465	235	145	92	62	
	W	530	260	165	100	75	
Beam Diameter/cm		185	277	370	462	554	

Illumination Center/Lux	R	230	125	87	55	40	Beam angle 36°
	G	280	152	102	70	52	
	B	335	160	115	79	55	
	W	380	175	130	80	69	
Beam Diameter/cm		220	380	430	620	810	

Illumination Center/Lux	R	160	90	52	40	35	Beam angle 50°
	G	195	100	60	49	42	
	B	225	115	70	55	50	
	W	255	128	78	60	55	
Beam Diameter/cm		373	560	746	933	1120	

5.Installation



Floor

Hanging

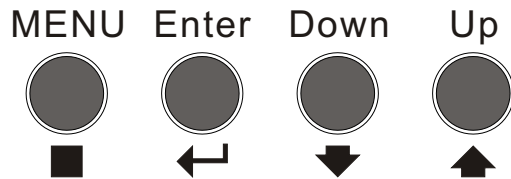



LED Profile Light

6. Technical parameters

LED Source	1xCOB RGBW full colour180W LED
Optical group	Beam angle 19° (26° ,36° ,50° available) with high-efficiency optical system
Control	9 DMX channels;LCD display+4 soft keys;4 selectable dimming curves
Connection	PowerCON In & Out; 3-pole DMX In & Out(5-pole DMX available)
Voltage	Electronic full-range AC 90-260V 50/60Hz
Max Power	180W
Measurements	Size: 60X28X22cm Weight: 7.8Kg

7. Control Panel



- Adjust keys function on panel
- Press “MENU” --->Display first-level menu--->
 Press “Enter” --->Display second-level menu--->
 Press “Down” & “Up” to adjust relevant function--->
 Press “MENU” to quit current menu--->
 Press “MENU” --->To next first-level menu...

LED Profile Light

8. Menu

